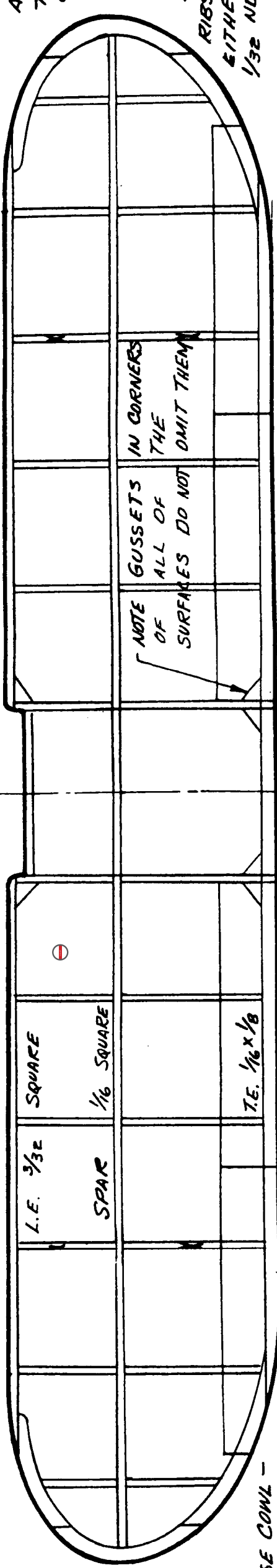
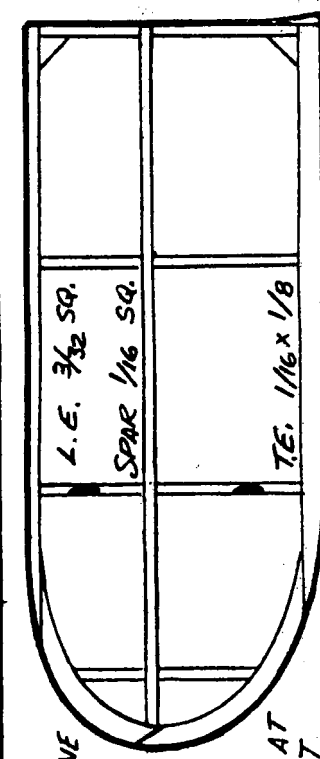


ALL SURFACE TIPS ARE CUT FROM 1/16 TH SHEET GRAIN GOES ALONG THE LENGTH OF EACH PIECE. RIBS CAN BE EITHER 1/16 TH OR 1/32 ND SHEET Balsa

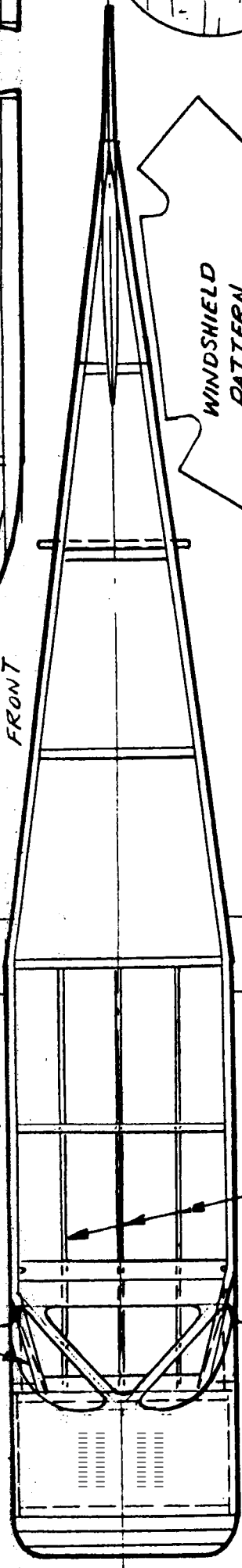


NOSE COWL - 1/16 SHEET Balsa WRAPPED AROUND FORMERS 1 & 2 WITH (3) LAMINATIONS ON 3/32 ND Balsa FOR ROUNDED FRONT END OF COWL

TRUE SIZE STRUT PATTERN - STREAMLINE SECTION Balsa - OR CUT FROM 1/64 TH PLYWOOD



NOTE FUSELAGE SIDES BREAK SHARPLY IN AT FRONT



USE A PLASTIC PROPELLER CUT DOWN "SLEEK STREAK" OR YOUR CHOICE WRAP COWL AROUND 1 & 2 USING SOFT 1/16 TH

WINDSHIELD PATTERN

THERE ARE (3) BOTTOM STRINGERS

NOTE: THIS WACO HAD WIRE WING BRACING

DIHEDRAL FOR TOP WING

NOTE LOWER WING POSITION

STREAMLINE SECTION LANDING GEAR STRUTS

LAMINATED Balsa (1/16 / 1/4 / 1/16) WHEEL FANTS MAY BE OMITTED

ALL STRUCTURE UNLESS OTHERWISE NOTED IS 1/16 TH THICK BY WIDTH SHOWN Balsa STICK OR SHEET

STRUTS AND FAIRINGS ARE CEMENTED TO FUSELAGE BUT NOT TO WIRE OR WHEEL PANTS

LANDING GEAR WIRE 1/32 DIA.

WACO SRE PEANUT SCALE
 Walt Mooney 7-73