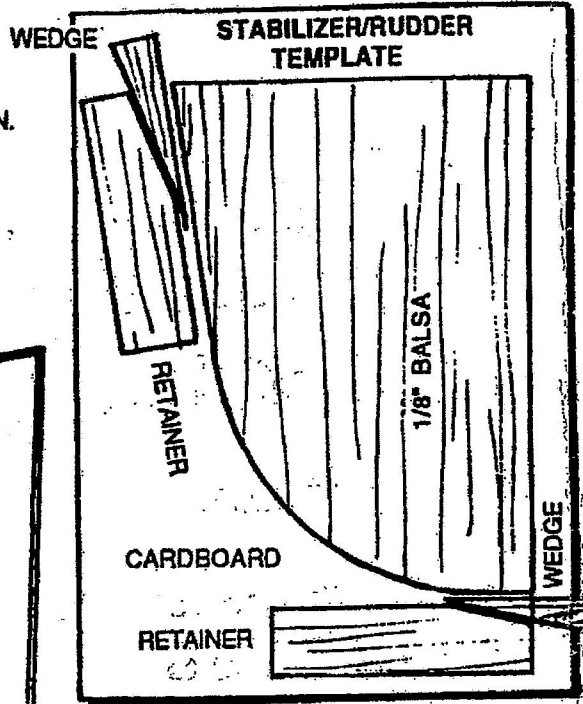


FORMING TEMPLATES
 MAKE WING AND STABILIZER/RUDDER TEMPLATES FROM MATERIALS SHOWN. GLUE 1/8" Balsa TO CARDBOARD. THE WEDGES ARE LOOSE. SOAK WOOD STRIPS FOR 30-40 MINUTES. PULL/BEND ON FORMS AND SECURE WITH WEDGES. BAKE IN OVEN FOR 15 MIN. @ 215 DEGREES. COOL FOR 1 HOUR. NO NEED FOR PINS AND CREAMING!

"Noncents"



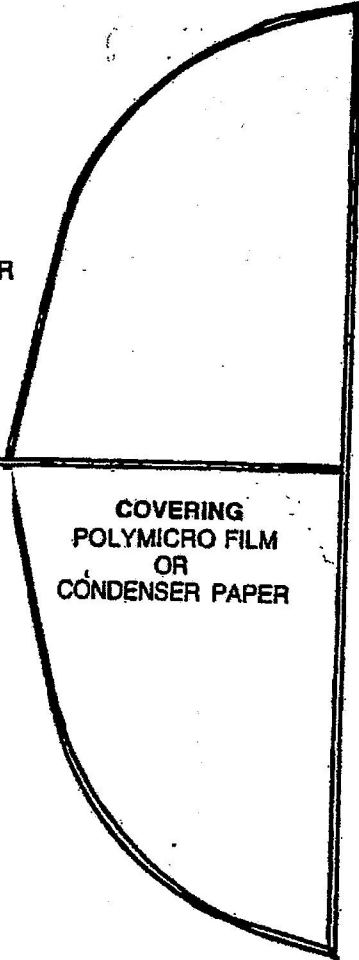
R: 1/64" X 1/32"
 IS BUTT GLUED
 T THE T.E.
 EDGES ARE
 EACH SIDE OF
 BOOM. THE RUDDER
 ON STAB FORM)

CK

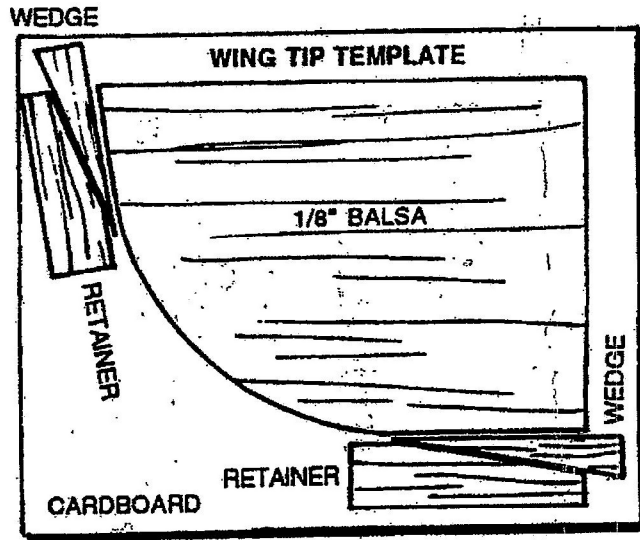
3.
 RUST
 A RULE!

1-1/8"
 ADD 3/16" TILT
 DE FOR TURN.


SHEET.



WING POSTS: 1/16" SQ. - ROUNDED. TUBES ARE MADE FROM TISSUE OR CONDENSER PAPER ROLLED WITH WHITE OR AMBROID GLUE AND CUT INTO 1/4" LENGTHS. GLUE IN POSITION ON THE RIGHT SIDE OF THE MOTOR STICK. ROLL ON EXTRA 1/16" ROUND.



THE STABILIZER AND RUDDER ARE BUILT WITH THE TAIL BOOM AS A COMMON SPAR AND CENTER RIB.



PROP SHAFT AND REAR HOOK .015 MUSIC WIRE.
 WRAP THRUST BEARING AND REAR HOOK WIRE WITH TISSUE OR CONDENSER PAPER FOR ADDITIONAL STRENGTH. (SEE PLANS)

WOOD PROP BLADE SHAFT - 1/16" ROUNDED AND TAPERED TO 1/32" AT ENDS. BALANCE!

PROP BLADE: ATTACH TO SHAFT WITH WHITE GLUE AT SPOTS INDICATED.