

N1 and N2

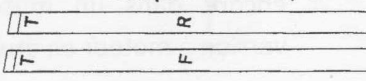
F3

F1, F2 and F3 reinforced with 1/20" sq.


F4

F5

Interplane struts 1/20" balsa



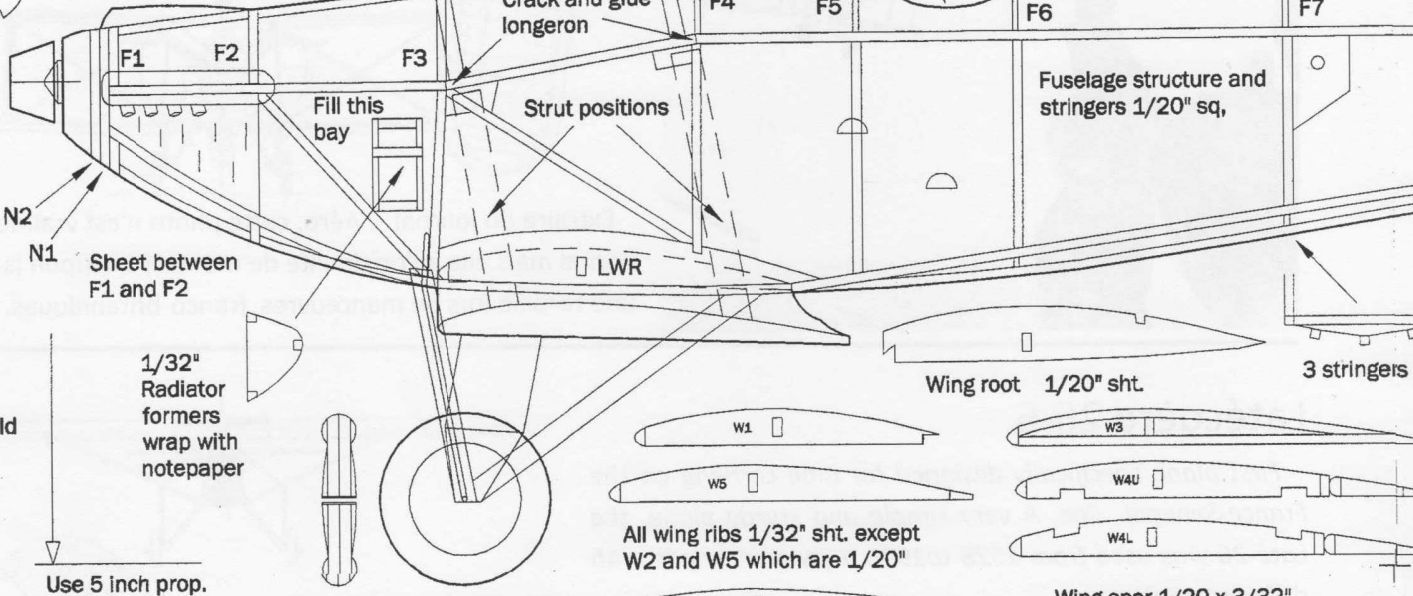
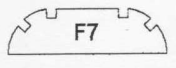
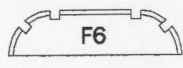
Formers 1-3 1/20" sheet



Formers 1-3 1/20" sheet



Notepaper or 1/32" balsa



All wing ribs 1/32" sht. except W2 and W5 which are 1/20"

Wing spar 1/20 x 3/32"

W2

Wing spar 1/20 x 3/32"

Wheels laminated 2 x 1/16" with 1/32" tyres

Leading edge 1/16 x 3/32"

W1

W2

1/20" sht.

Dashed ribs are upper surface cap strips only

Tips 3 lams of 1/16 x 1/64"

soft wire hinges

W2

W5

W2

Trailing edge 1/20 x 1/8"

Sections showing 1/32" wing rib caps