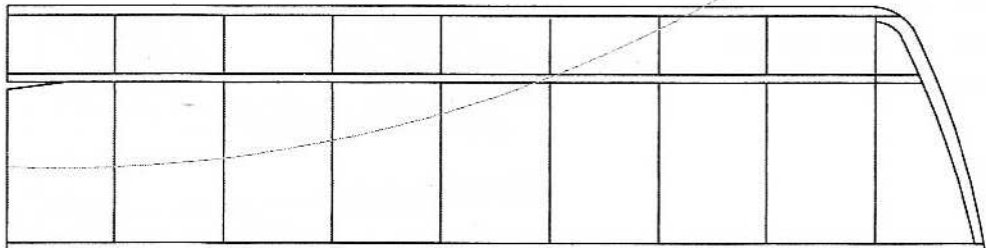



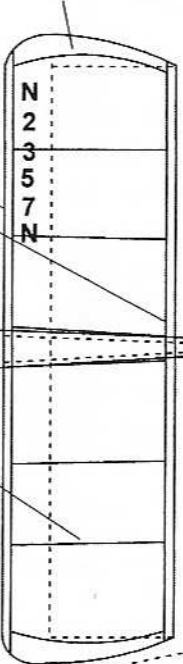
é



couleur

blanc : tube, nacelle, surfaces à l'avant du pointillé  
 bleu translucide : arrière des surfaces  
 rouge : nom et immatriculation

12/10

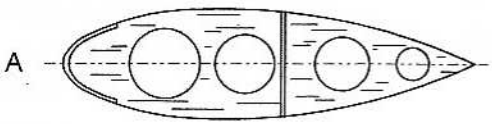
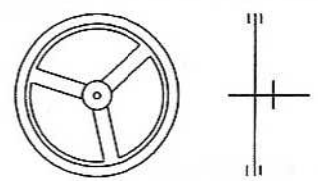


1,2 x 1,2

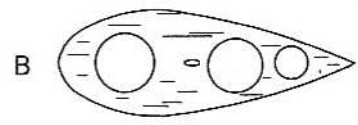
conique balsa 5/10  
 allégé au maximum

0,5 x 1,2

roue CTP 5/10  
 +2 cercles papier

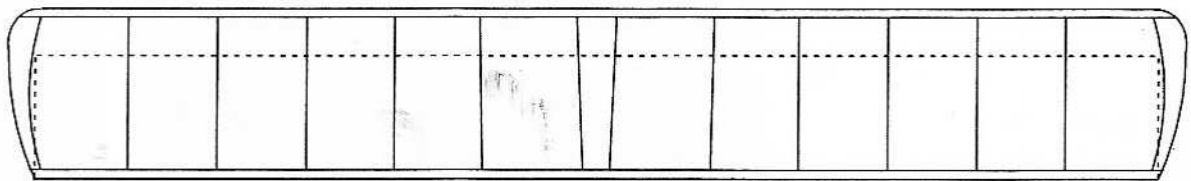
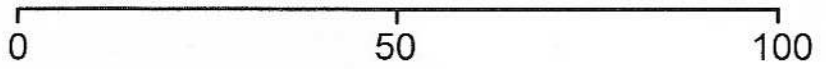


2 fois 3/10 moulé sur forme



5/10

Echelle mm



J C -- 07 / 2011